



# Codebook Varieties of Party Identity and Organization (V-Party)

V 1 - October 2020

**Suggested citation:** Lührmann, Anna, Nils Düpont, Masaaki Higashijima, Yaman Berker Kavasoğlu, Kyle L. Marquardt, Michael Bernhard, Holger Döring, Allen Hicken, Melis Laebens, Staffan I. Lindberg, Juraj Medzihorsky, Anja Neundorff, Ora John Reuter, Saskia Ruth-Lovell, Keith R. Weghorst, Nina Wiesehomeier, Joseph Wright, Nazifa Alizada, Paul Bederke, Lisa Gastaldi, Sandra Grahn, Garry Hindle, Nina Ilchenko, Johannes von Römer, Steven Wilson, Daniel Pemstein, and Brigitte Seim. 2020. “Codebook Varieties of Party Identity and Organization (V-Party) V1”. Varieties of Democracy (V-Dem) Project. <https://doi.org/10.23696/vpartydsv1>

**Main coders of factual (A/A\*) data:** Paul Bederke, Holger Döring, Nils Düpont, Masaaki Higashijima, Tsubasa Nishimura, Fatemah Soleiman, Ken Yoshioka.

**Other coders of factual (A/A\*) data:** Lisa Gastaldi, Dominik Hindorf.

**Funders:** We are very grateful for our funders’ support over the years, which has made this venture possible. To learn more about our funders, please visit: <https://www.v-dem.net/en/about/funders/>

**For data enquires:** [contact@v-dem.net](mailto:contact@v-dem.net)

# Table of Contents

<b>1</b>	<b>Explanatory Notes</b>	<b>4</b>
1.1	Introduction to V-Party	4
1.2	Cautionary Notes	5
1.3	Suggested Citation	6
1.4	Variable Information	7
1.4.1	Variable Types	7
1.4.2	Number of Variables	7
1.4.3	Variable Versions and Suffixes	8
1.4.4	Variable Tags	9
1.4.5	Variable Entry Clarifications	10
1.5	Country Coverage	12
1.6	Identifier Variables in the V-Party Dataset	14
1.6.1	Party name, English (A*) (v2paenname)	14
1.6.2	Party name, original (A*) (v2paorname)	14
1.6.3	Party short name (A*) (v2pashname)	14
1.6.4	Numeric party identifier (A*) (v2paid)	14
1.6.5	Party Facts ID (A*) (pf_party_id)	14
1.6.6	Start and end year of gap in party coding (A*) (party_gaps)	15
1.6.7	Party Facts URL (A*) (pf_url)	15
1.6.8	Country name (A*) (country_name)	15
1.6.9	Time-Specific Country Name (A*) (histname)	15
1.6.10	V-Dem country ID (A*) (country_id)	15
1.6.11	Country name abbreviation (A*) (country_text_id)	15
1.6.12	Year (A*) (year)	15
1.6.13	Start of coding period (A*) (codingstart)	16
1.6.14	Gap in coding period starts (A*) (gapstart)	16
1.6.15	Gap in coding period ends (A*) (gapend)	16
1.6.16	End of coding period (A*) (codingend)	16
1.6.17	V-Dem Project (A*) (project)	16
1.6.18	COW Country Code (E) (COWcode)	17
1.6.19	Region (geographic) (E) (e_regiongeo)	17
1.6.20	Region (politico-geographic) (E) (e_regionpol)	17
1.6.21	Region (politico-geographic 6-category) (E) (e_regionpol_6C)	18
1.6.22	CHES Party Code (E) (CHES_ID)	18
1.6.23	GPS Party Code (E) (GPS_ID)	18
<b>2</b>	<b>Indices</b>	<b>19</b>
2.1	Illiberalism (D) (v2xpa_illiberal)	19
2.2	Populism (D) (v2xpa_popul)	19
<b>3</b>	<b>Indicators</b>	<b>20</b>
3.1	Party Basics	20
3.1.1	Seat share (A) (v2paseatshare)	20
3.1.2	Seat number (A) (v2panumbseat)	20
3.1.3	Seats total (A) (v2patotalseat)	21
3.1.4	Vote share (A) (v2pavote)	21
3.1.5	Temporary pre-electoral alliance (A) (v2paallian)	21
3.1.6	Name of temporary pre-electoral alliance (A) (v2panaallian)	21
3.1.7	Vote share of temporary pre-electoral alliance (A) (v2pavallian)	21
3.1.8	Seats of temporary pre-electoral alliance (A) (v2panoallian)	21
3.1.9	Party continuation (C) (v2paelcont)	22
3.1.10	Government support (C) (v2pagovsup)	22

3.1.11	Pariah party (C) (v2papariah)	22
3.2	Party Identity	24
3.2.1	Anti-elitism (C) (v2paanteli)	24
3.2.2	People-centrism (C) (v2papeople)	24
3.2.3	Political opponents (C) (v2paopresp)	25
3.2.4	Political pluralism (C) (v2paplur)	25
3.2.5	Minority rights (C) (v2paminor)	25
3.2.6	Rejection of political violence (C) (v2paviol)	26
3.2.7	Immigration (C) (v2paimmig)	26
3.2.8	LGBT social equality (C) (v2palgbt)	27
3.2.9	Cultural superiority (C) (v2paculsup)	27
3.2.10	Religious principles (C) (v2parelig)	27
3.2.11	Gender equality (C) (v2pagender)	28
3.2.12	Working women (C) (v2pawomlab)	28
3.2.13	Economic left-right scale (C) (v2pariglef)	28
3.2.14	Welfare (C) (v2pawelf)	29
3.2.15	Clientelism (C) (v2paclient)	29
3.2.16	Salience and mobilization (C) (v2pasalie)	30
3.2.17	Other salient issues (C) (v2paaspoth)	30
3.3	Party Organisation	31
3.3.1	Party support group (C) (v2pagroup)	31
3.3.2	Party support group name (C) (v2paothgr)	31
3.3.3	Local party office (C) (v2palocoff)	31
3.3.4	Local organizational strength (C) (v2paactcom)	32
3.3.5	Affiliate organizations (C) (v2pasoctie)	32
3.3.6	Candidate nomination (C) (v2panom)	32
3.3.7	Internal cohesion (C) (v2padisa)	33
3.3.8	Personalization of party (C) (v2paind)	33
3.3.9	Party resources (C) (v2pafunds)	34
<b>4</b>	<b>External Party-Level Data</b>	<b>35</b>
4.1	Populism	35
4.1.1	Salience of anti-establishment rhetoric (E) (ep_antielite_salience)	35
4.1.2	Salience of reducing political corruption (E) (ep_corrupt_salience)	35
4.1.3	Members vs. leadership party policy choices (E) (ep_members_vs_leadership)	35
4.1.4	Position on direct vs. representative democracy (E) (ep_people_vs_elite)	35
4.1.5	Populism type (E) (ep_type_populism)	35
4.1.6	Populist values type (E) (ep_type_populist_values)	36
4.1.7	Populist rhetoric (E) (ep_v8_popul_rhetoric)	36
4.1.8	Populist saliency (E) (ep_v9_popul_saliency)	36
4.2	Liberal-Traditional Scaling	36
4.2.1	Position on democratic freedoms and rights (E) (ep_galtan)	36
4.2.2	Salience of libertarian or traditional issues (E) (ep_galtan_salience)	37
4.2.3	Social Liberalism-Conservatism (E) (ep_v6_lib_cons)	37
4.2.4	Social values saliency (E) (ep_v7_lib_cons_saliency)	37
<b>5</b>	<b>Bibliography</b>	<b>38</b>
	<b>Appendix A Glossary</b>	<b>40</b>
	<b>Appendix B Comments Section</b>	<b>41</b>
B.1	Comments on A-data for the Party Survey (A) (v2padatacom)	41
B.2	Party Basics Comments (C) (v2paccpar)	41

# 1 Explanatory Notes

## 1.1 Introduction to V-Party

The V-Party dataset is the result of a truly collaborative endeavour. Building on the experiences and the infrastructure of the V-Dem Project and Institute (Coppedge, Gerring, et al., 2020; Pemstein et al., 2020), existing party datasets such as CHES (Bakker et al., 2015; Polk et al., 2017; Bakker et al., 2020), DALP (Kitchelt, 2014), Mair and Katz (1992), Janda (1980), PPLA (Wiesehomeier and Benoit, 2009), PREPPS (Wiesehomeier et al., 2019), and academic literature (e.g. Wiesehomeier, 2018; Rooduijn, 2014; Poguntke et al., 2016; Norris and Inglehart, 2019; Mudde and Kaltwasser, 2013; Gunther and Diamond, 2003; Hooghe et al., 2002), we developed the questionnaire for the V-Party dataset in a series of consultative meetings between 2017 and 2019.<sup>1</sup>

The project joined forces with Nils Düpont and Holger Döring of the University of Bremen. Along with other colleagues, they created PartyFacts (Döring and Regel, 2019) — an online database on political parties — and compiled a dataset with election results globally from 1880 to 2015 (Döring and Düpont, 2020). In a joint effort, we updated and completed their data together with Michael Bernhard and Masaaki Higashijima and their research assistants. As a result of these efforts, the present dataset includes factual data on virtually all political parties represented in parliaments, their vote and seat share for all V-Dem countries during the period 1900–2019 (See Lührmann et al., 2020).

For the time period 1970–2019, we offer expert-coded assessments of party organization and identity for most parties in most countries. Using V-Dem methodology (Coppedge, Gerring, et al., 2020), in January 2020, 665 experts rated the policy positions and organizational capacity of political parties across elections in a given country. Specifically, as the general rule experts coded data for all parties that reached more than 5% of the vote share at a given election. We aggregated the expert-coded data using V-Dem’s Bayesian Item Response Theory measurement model (Pemstein et al., 2020), unless noted otherwise.<sup>2</sup> The result is data on 1,955 political parties across 1,560 elections in 169 countries; in total 6,330 party-election year units. Typically, at least 4 coders provided their assessment per observation. We are planning to update countries with coding gaps in spring 2021 and will release a V2 of the dataset.

---

<sup>1</sup>We would like to thank Tarik Abou-Chadi, Fernando Casal Bertoa, Michael Coppedge, Sarah Engler, Herbert Kitschelt, Andrej Kokkonen, John Gerring, Kirk Hawkins, Sebastian Hellmeier, Pippa Norris, Jonathan Polk, Sérgio Praça, Robert Rohrschneider, Yi-ting Wang for their generous comments and feedback to this project. We also thank participants of the Varieties of Autocracy workshops in Gothenburg in May 2017 and Nottingham in June 2018 and of the 2019 V-Dem Annual Conference as well as of a Virtual Workshop with Party Experts in May 2019.

<sup>2</sup>We aggregate the data from all coders who completed their coding task for a given country–variable; we remove country–variable codings of 47 experts who only coded one election year for that country–variable. Additional information on the criteria and procedure for removing these data available upon request.

## 1.2 Cautionary Notes

V-Dem is firmly committed to full transparency and release of the data we have. We ask users to take the following cautions into consideration when using the dataset.

- The *V-Dem Methodology* assumes five or more coders. In the V-Party dataset it has for a few country-variable combinations been impossible to achieve that target. We have found that this at times result in significant changes in point estimates as a consequence of self-selected attrition of Country Experts, rather than actual changes in the country. We therefore strongly advise against using point estimates for country-variable-years with three or fewer ( $\leq 3$ ) ratings. We suggest to filter these out before conducting any type of analysis. For this purpose, a special count-variable for each Country-Expert coded variable, which is suffixed with “\_nr”, is included in the dataset.
- All expert-coded variables save v2paactcom, v2paplur, v2parelig and v2pawelf converged according to strict V-Dem convergence criteria (no more than 10% of any set of parameters had Gelman-Rubin diagnostic values greater than 1.01). v2paactcom converged according to a weaker test of convergence (Gelman-Rubin diagnostic values greater than 1.1). The remaining three variables show slight multimodality in the stationary distributions for their universal threshold values, which does not appear to substantially influence the estimates of latent party-year values.

### 1.3 Suggested Citation

*Nota bene:* If a variable drawn from the V-Dem dataset plays an important role in your project (published or unpublished), please use the applicable citations below:

- **V-Dem Varieties of Party Identity and Organization (V-Party) Dataset:**

Lührmann, Anna, Nils Düpont, Masaaki Higashijima, Yaman Berker Kavasoglu, Kyle L. Marquardt, Michael Bernhard, Holger Döring, Allen Hicken, Melis Laebens, Staffan I. Lindberg, Juraj Medzihorsky, Anja Neundorf, Ora John Reuter, Saskia Ruth-Lovell, Keith R. Weghorst, Nina Wiesehomeier, Joseph Wright, Nazifa Alizada, Paul Bederke, Lisa Gastaldi, Sandra Grah, Garry Hindle, Nina Ilchenko, Johannes von Römer, Steven Wilson, Daniel Pemstein, and Brigitte Seim. 2020. “Varieties of Party Identity and Organization (V-Party) Dataset V1”. Varieties of Democracy (V-Dem) Project. <https://doi.org/10.23696/vpartydsv1>

and:

Pemstein, Daniel, Kyle L. Marquardt, Eitan Tselgov, Yi-ting Wang, Juraj Medzihorsky, Joshua Krusell, Farhad Miri, and Johannes von Römer. 2020. “The V-Dem Measurement Model: Latent Variable Analysis for Cross-National and Cross-Temporal Expert-Coded Data”. V-Dem Working Paper No. 21. 5th edition. University of Gothenburg: Varieties of Democracy Institute.

- **V-Dem Party Codebook:**

Lührmann, Anna, Nils Düpont, Masaaki Higashijima, Yaman Berker Kavasoglu, Kyle L. Marquardt, Michael Bernhard, Holger Döring, Allen Hicken, Melis Laebens, Staffan I. Lindberg, Juraj Medzihorsky, Anja Neundorf, Ora John Reuter, Saskia Ruth-Lovell, Keith R. Weghorst, Nina Wiesehomeier, Joseph Wright, Nazifa Alizada, Paul Bederke, Lisa Gastaldi, Sandra Grah, Garry Hindle, Nina Ilchenko, Johannes von Römer, Steven Wilson, Daniel Pemstein, and Brigitte Seim. 2020. “Codebook Varieties of Party Identity and Organization (V-Party) V1” Varieties of Democracy (V-Dem) Project.

- **V-Dem Methodology:**

Coppedge, Michael, John Gerring, Carl Henrik Knutsen, Staffan I. Lindberg, Jan Teorell, Kyle L. Marquardt, Juraj Medzihorsky, Daniel Pemstein, Nazifa Alizada, Lisa Gastaldi, Garry Hindle, Johannes von Römer, Eitan Tselgov, Yi-ting Wang, and Steven Wilson. 2020. “V-Dem Methodology v10” Varieties of Democracy (V-Dem) Project.

- **V-Dem Party Coding Units:**

Lührmann, Anna, Nils Düpont, Masaaki Higashijima, Yaman Berker Kavasoglu, Kyle L. Marquardt, Michael Bernhard, Holger Döring, Allen Hicken, Melis Laebens, Staffan I. Lindberg, Juraj Medzihorsky, Anja Neundorf, Ora John Reuter, Saskia Ruth-Lovell, Keith R. Weghorst, Nina Wiesehomeier, Joseph Wright, Nazifa Alizada, Paul Bederke, Lisa Gastaldi, Sandra Grah, Garry Hindle, Nina Ilchenko, Johannes von Römer, Steven Wilson, Daniel Pemstein, and Brigitte Seim. 2020. “V-Dem Party Coding Units V1” Varieties of Democracy (V-Dem) Project.

- **V-Dem Country Coding Units:**

Coppedge, Michael, John Gerring, Carl Henrik Knutsen, Staffan I. Lindberg, Jan Teorell, and Lisa Gastaldi. 2020. “V-Dem Country Coding Units v10” Varieties of Democracy (V-Dem) Project.

- **V-Dem Organization and Management:**

Coppedge, Michael, John Gerring, Carl Henrik Knutsen, Staffan I. Lindberg, Jan Teorell, Nazifa Alizada, Lisa Gastaldi, Garry Hindle, Nina Ilchenko, and Johannes von Römer. 2020. “V-Dem Organization and Management v10” Varieties of Democracy (V-Dem) Project.

## 1.4 Variable Information

### 1.4.1 Variable Types

The V-Dem Codebook divides variables into the following variable types:

- **Type A\*: Variables coded by Research Assistants**  
This data is based on extant sources and is factual in nature. Country Experts indicate their confidence for this pre-coded data.
- **Type A: Variables coded by Project Managers and Research Assistants**  
This data is based on extant sources and is factual in nature.
- **Type B: Variables coded by Country Coordinators or Research Assistants**  
The coder is typically a graduate student or recent graduate from the country in question. These variables are factual in nature.
- **Type C: Variables coded by Country Experts**  
A Country Expert is typically a scholar or professional with deep knowledge of a country and of a particular political institution. Furthermore, the expert is usually a citizen or resident of the country. Multiple experts (usually 5 or more) code each variable. More information about the Country Experts can be found in the *V-Dem Methodology* document.
- **Type A,C: Variables coded by Country Experts and crosschecked by Research Assistants**
- **Type D: Indices**  
Variables composed of type A, B, or C variables. This data may be accomplished by adding a denominator (*e.g.*, per capita), by creating a cumulative scale (total number of...), or by aggregating larger concepts (*e.g.*, components or indices of democracy).
- **Type E: Non-V-Dem variables**  
If we import a variable from another source without doing any original coding, except for perhaps imputing missing data, it is not considered a V-Dem product. These variables are found in the section of the Codebook labeled *External Party-Level Data*. If, however, we gather data from a number of sources and combine them in a more than purely mechanical fashion (requiring some judgment on our part), we regard this as a V-Dem product and classify it as type A, B, or C.

### 1.4.2 Number of Variables

Table 1: Summary of the variables of each type per codebook sections.

Sections	Variable Type				<i>Total, col.</i>
	A*/A/B	C	D	E	
Identifier Variables	21			6	27
Indices			2		2
Party Basics	8	3			11
Party Identity		17			17
Party Organization		9			9
External Party-Level Data				12	12
<i>Total, rows</i>	29	29	2	18	78



### 1.4.3 Variable Versions and Suffixes

The V-Party Dataset contains several versions of C-class variables coded by country experts.

- **Model Estimates**

*“Model Estimates” — Measurement Model Output:*

This version has no special suffix (*e.g.* v2elmulpar). This version of the variables provides country-party-year (country-date in the alternative dataset) point estimates from the V-Dem measurement model (see Pemstein et al. 2019). The measurement model aggregates the ratings provided by multiple country experts and, taking disagreement and measurement error into account, produces a probability distribution over country-party-year scores on a standardized interval scale (see the *V-Dem Methodology* document). The point estimates are the median values of these distributions for each country-party-year. The scale of a measurement model variable is similar to a normal (“Z”) score (*e.g.* typically between -5 and 5, with 0 approximately representing the mean for all country-party-years in the sample) though it does not necessarily follow a normal distribution. For most purposes, these are the preferred versions of the variables for time series regression and other estimation strategies.

*“Model Estimates Measure of Uncertainty” — Measurement Model Highest Posterior Density (HPD) Intervals:*

This version has the suffixes: “codelow” (*e.g.* v2elmulpar\_codelow) and “codehigh” (*e.g.* v2elmulpar\_codehigh). These two kinds of variables (“code low” and “code high”) demarcate the interval in which the measurement model places 68% of the probability mass for each country-party-year score, which is approximately equivalent to one standard deviation upper and lower bounds. If the underlying posterior distribution is skewed, the HPDs reflect this with unequal distances between the point estimate and the high and low estimates. We also provide a standard calculation for standard deviation which is marked with the suffix “sd” (*e.g.*, v2elmulpar\_sd). The SD might be used to compute the standard frequentist confidence intervals.

- **Original Scale (\*\_osp)**

*“Original Scale” — Linearized Original Scale Posterior Prediction:*

This version has the suffix “\_osp,” (*e.g.* v2elmulpar\_osp). In this version of the variables, we have linearly translated the measurement model point estimates back to the original ordinal scale of each variable (*e.g.* 0–4 for v2elmulpar\_osp) as an interval measure. The decimals in the \_osp version roughly indicate the distance between the point estimate from the linearized measurement model posterior prediction and the threshold for reaching the next level on the original ordinal scale. Thus, a \_osp value of 1.25 indicates that the median measurement model posterior predicted value was closer to the ordinal value of 1 than 2 on the original scale. Technically, it calculates the sum of the posterior probabilities that the estimate is in a particular category: If a particular country-party-year-variable has a probability of 90% to be in category “4”, a 10% probability of being in category “3”, and 0% probability of being in categories “2”, “1”, and “0”, the result is a value of 3.9 ( $4 * 0.9 + 3 * 0.1 = 3.6 + 0.3$ ). Since there is no conventional theoretical justification for linearly mapping ordinal posterior predictions onto an interval scale, these scores should primarily be used for heuristic purposes. Using the “Ordinal Scale” estimates — or incorporating the properties of ordinal probit models into the estimation procedure — is thus preferable to using the \_osp estimates in statistical analyses. However, since the \_osp version maps onto the coding criteria found in the V-Dem Codebook, and is strongly correlated with the Measurement Model output (typically at 0.98 or higher), some users may find the \_osp version useful in estimating quantities such as marginal effects with a clear substantive interpretation. If a user uses \_osp data in statistical analyses it is imperative that she confirm that the results are compatible with estimations using Measurement Model output.

*“Original Scale Measure of Uncertainty” — Linearized Original Scale HPD Intervals:*

This version has the suffixes – “codelow” and “codehigh” (*e.g.* v2elmulpar\_osp\_codelow and v2elmulpar\_osp\_codehigh). We estimate these quantities in a similar manner as the Measurement Model Highest Posterior Density Intervals. These two variables [“code low” and “code

high”] demarcate the interval in which the measurement model places 70% of the probability mass for each country–party–year score, which is approximately equivalent to one standard deviation upper and lower bounds. If the underlying posterior distribution is skewed, the HPDs reflect this with unequal distances between the point estimate and the high and low estimates. We also provide a standard calculation for standard deviation which is marked with the suffix “sd” (e.g., v2elmulpar\_osp\_sd). The SD might be used to compute the standard frequentist confidence intervals.

- **Ordinal Scale (\*\_ord)**

*“Ordinal Scale” — Measurement Model Estimates of Original Scale Value:*

This version has the suffix “\_ord” (e.g. v2elmulpar\_ord). This method translates the measurement model estimates back to the original ordinal scale of a variable (as represented in the Codebook) after taking coder disagreement and measurement error into account. More precisely, it represents the most likely ordinal value on the original codebook scale into which a country–party–year would fall, given the average coder’s usage of that scale. More specifically, we assign each country–party–year a value that corresponds to its integerized median ordinal highest posterior probability category over Measurement Model output.

*“Ordinal Scale Measure of Uncertainty” — Original Scale Value HPD Intervals:*

This version has the suffixes — “codelow” and “codehigh” (e.g. v2elmulpar\_ord\_codelow and v2elmulpar\_ord\_codehigh). We estimate these values in a similar manner as the Measurement Model Highest Posterior Density Intervals. These two variables [“code low” and “code high”] demarcate the interval in which the measurement model places 70% of the probability mass for each country–party–year score, which is approximately equivalent to one standard deviation upper and lower bounds. If the underlying posterior distribution is skewed, the HPDs reflect this with unequal distances between the point estimate and the high and low estimates. We also provide a standard calculation for standard deviation which is marked with the suffix “sd” (e.g. v2elmulpar\_ord\_sd). The SD might be used to compute the standard frequentist confidence intervals.

- **Number of Coders per Country, Party, Variable and Year (\*\_nr)**

The number of V-Dem Country Experts (regular coders, bridge- and lateral coders) who provided data on country, party, variable and year. V-Dem’s methodology is based on the assumption that we have a minimum of five Country Experts for every single country–variable–year. Sometimes, however, we end up with fewer than five Country Experts. By providing the number of Country Experts for each variable–country–party–year, we suggest that users primarily base analyses on observations based on five or more coders. We strongly advise against using observations based on three or fewer coders. This concerns all C type variables.

- **Arithmetic Mean of Coder Answers per Country–Party–Year (\*\_mean)**

It is commonplace to aggregate respondents’ data to the level of country or country–year using arithmetic mean in order to merge it with other country–level data. V-Dem provides such variables for every expert–coded variable aggregated by the Measurement Model in Country–Party–Date/Year dataset. In the case of V-Party, the level of aggregation is country–party–year/date, which provides additional granularity of the data compared with other datasets focused on political parties.

#### 1.4.4 Variable Tags

Every variable has a name and a tag. The tag consists of three or four parts and has the following structure:

Prefix + Index (if V-Dem index) + Section + Abbreviated title

While the prefix specifies the variable type, the letters that follow indicate which section the variable belongs to.

#### Prefixes

- v2: V-Dem variables (A, B, C);

- v3: Historical V-Dem only variables (A, B, C);
- v2x\_: Main indices and component-indices;
- v2x[two-letter designation]\_: Indices specific for certain areas (see below). For example, v2xel\_ would be an index in the election-specific area. Sometimes used in aggregations of higher-level indices (*i.e.* v2x\_ type indices D);
- e\_: Non-V-Dem variables (E) and ordinal versions of V-Dem indices. The exception to this rule is *COWcode*, which for usability is not prefixed with “e\_”.

## Sections

- pa: Party survey

### 1.4.5 Variable Entry Clarifications

The following information is available per variable (if applicable):

**Additional versions:** Indicates if the variable is also available in the following versions: \*\_osp, \*\_ord, \*\_codelow, \*\_codehigh, \*\_sd, \*\_mean and/or \*\_nr. Detailed information about the different versions can be found in section 1.4.3 (*Variable Versions and Suffixes*).

**Available versions:** Lists the available variable types (only applicable for ordinalized versions of indices).

**Question:** The question that the variable attempts to measure.

**Clarification:** Definition of key terms, clarification of scope-conditions, contexts, and any other features needed to understand the question (if any). All key terms appear in the Glossary (*Appendix A*), unless they are specific to a single section (in which case they only appear in the introduction to that section or in the clarifications for particular questions). Key terms are sometimes cross-referenced with hypertext.

**Responses:** Numeric, Percentage, Text, Date, Countries, or specific response categories (listed below under “Answer-types” and “Scales”).

#### Answer-Types:

*Multiple-choice:* Where a coder can select only one answer. This is the usual protocol and is therefore not noted.

*Multiple-selection:* Where a coder can select more than one answer. For most multiple-selection variables, the dataset contains both the original variable as well as a set of dummies for each of the responses.

**Ordering (only applicable to a selection of C variables):** This relates to the ordering of questions when the coding of one indicator depends upon the coding of other indicators (*i.e.*, whenever there is some alteration of the serial ordering of questions as listed in this document).

**Aggregation (only applicable to indices):** Explanation of how an index is constructed.

**Scale:** Dichotomous, Nominal, Ordinal, or Interval/Ratio (Extra response options such as N/A or Other, are not counted as part of this classification).

**Cross-Coder Aggregation (only applicable to C variables):** IRT, Bayesian ordinal item response theory measurement model (see the *V-Dem Methodology* document). Available in mode and mean.

**Data release:** Indicates dataset version (1–9). Versions respond to changes to the dataset for V-Dem variables (A, B, C, D), including new variables, new indices, corrections to existing variables, and new iterations of the measurement model. Changes are synchronized with Codebook and Methodology documents so that they all share the same version number. The second number (after the decimal point), refers to sub-versions of the data.

**Sources:** Citations for type-A\* and A variables are listed, wherever possible, with complete references in the *Bibliography*. Note that this coding sometimes rests on numerous country-specific

sources, in which case it has not been possible to include all citations. Composite indices (type-D) build on other variables in the V-Dem database, which are therefore listed as the source for that index.

**Date specific:** Specifies if observations are coded on specific dates only e.g. election dates.

**Cleaning:** Specifies if observations are set to missing based on values from other variables.


**Citation:** Suggested citation when using the specific variable.

**Years:** Available coverage for the respective variable. For more information on country-specific year coverage, see *the country table*.

**Notes:** Additional information about the variable.

## 1.5 Country Coverage

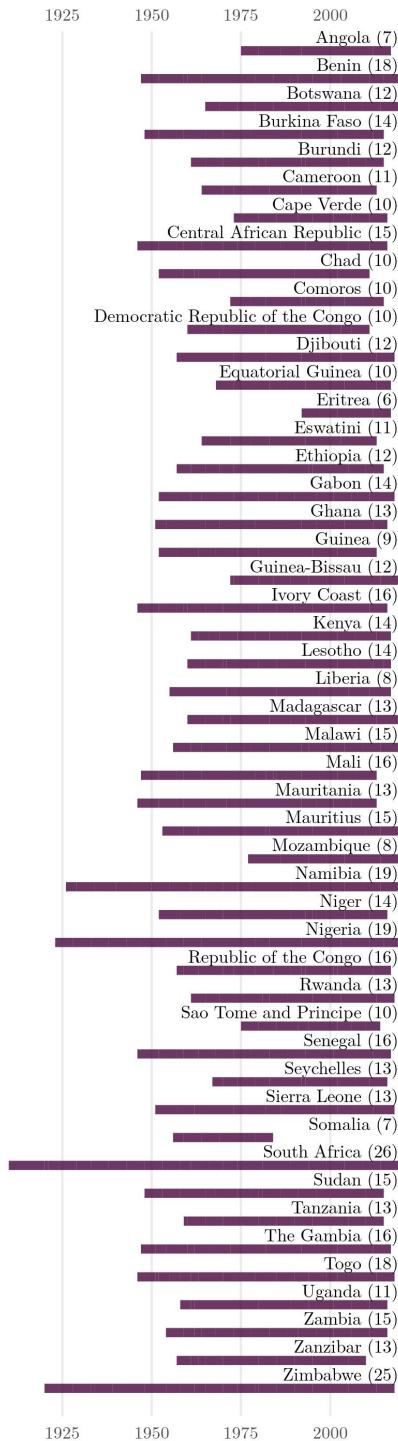
The following figures contain all countries, number of elections per country (*in round brackets*), and year coverage from the V-Dem Party Identity and Organization dataset broken down by six geo-political regions. Some countries are coded prior to independence, and some have gaps in their coding periods. The coverage indicates beginning and end of coding with or without gaps, but the dataset itself includes information at the *country-party-election* level. For a more detailed description of the country and party year coverage for this dataset, please, consult the V-Dem *Party Coding Units* document. Note that expert-coded data is available generally since 1970.



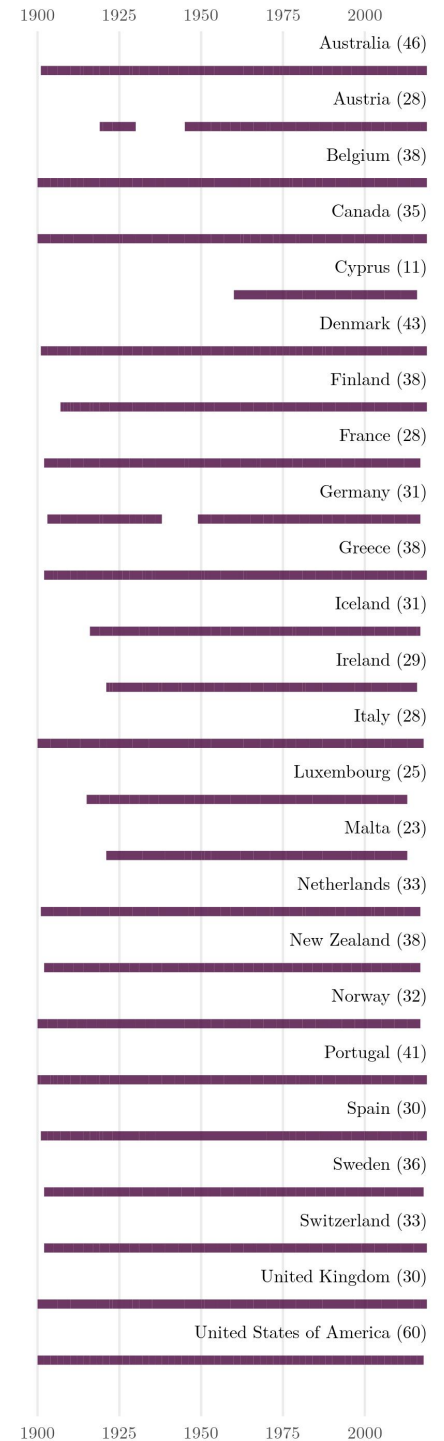
### The Middle East & Northern Africa



### Sub-Saharan Africa



### W. Europe, N. America, Australia & New Zealand



## 1.6 Identifier Variables in the V-Party Dataset

### 1.6.1 Party name, English (A\*) (v2paenname)

*Question:* Harmonized English name.

*Clarification:* The most common English name for this party in political science datasets as recorded in Party Facts' core parties (Döring and Regel 2019).

*Responses:*

Text

*Source(s):* Party Facts (Döring and Regel 2019). For a full list of names used by a wide range of academic sources for the party in question see <https://partyfacts.herokuapp.com/data/partycodes/>.

*Data release:* 1.

### 1.6.2 Party name, original (A\*) (v2paorname)

*Question:* Harmonized original party name

*Clarification:* The most common original name for this party in political science datasets as recorded in Party Facts' core parties (Döring and Regel 2019).

*Responses:*

Text

*Source(s):* Party Facts (Döring and Regel 2019). For a full list of names used by a wide range of academic sources for the party in question see <https://partyfacts.herokuapp.com/data/partycodes/>.

*Data release:* 1.

### 1.6.3 Party short name (A\*) (v2pashname)

*Question:* Harmonized short name

*Clarification:* Harmonized short name.

*Responses:*

Text

*Source(s):* Party Facts (Döring and Regel 2019). For a full list of names used by a wide range of academic sources for the party in question see <https://partyfacts.herokuapp.com/data/partycodes/>.

*Data release:* 1.

### 1.6.4 Numeric party identifier (A\*) (v2paid)

*Question:* Unique identifier for each party.

*Clarification:* Unique, numeric identifier for each party as recorded in Party Facts' core parties dataset (Döring and Regel 2019). In case a party changed names of scholars, sources, etc. used (slightly) different names when referring to this entity.)

*Responses:*

Numeric

*Source(s):* Party Facts (Döring and Regel 2019). For a full list of names used by a wide range of academic sources for the party in question see <https://partyfacts.herokuapp.com/data/partycodes/>.

*Data release:* 1.

### 1.6.5 Party Facts ID (A\*) (pf\_party\_id)

*Question:* Party Facts ID

*Scale:* Numeric

*Source(s):* Party Facts (Döring and Regel 2019).

*Data release:* 1.



#### 1.6.6 Start and end year of gap in party coding (A\*) (party\_gaps)

*Question:* The starting and ending year in which the party was out of national legislature.

*Clarification:* The default format is YYYY–YYYY. Several time spans can be listed in this manner and are separated by comma. The starting year indicates the first year after the available election year for a party. The ending gap year is specified as the last year before available election for the party in question.

*Responses:*

Text

*Data release:* 1.

#### 1.6.7 Party Facts URL (A\*) (pf\_url)

*Question:* URL to party's webpage at Party Facts website

*Scale:* Text

*Source(s):* Party Facts (Döring and Regel 2019).

*Data release:* 1.

#### 1.6.8 Country name (A\*) (country\_name)

*Question:* Name of coded country.

*Clarification:* A V-Dem country is a political unit enjoying at least some degree of functional and/or formal sovereignty.

*Responses:*

Text

*Notes:* For more details on country units consult the *V-Dem Country Coding Units* document.

*Data release:* 1.

#### 1.6.9 Time-Specific Country Name (A\*) (histname)

*Question:* Name of coded country at different dates.

*Responses:*

Text

*Answer-type:* Text

*Notes:* For more details on country units consult the *V-Dem Country Coding Units* document.

*Data release:* 1.

#### 1.6.10 V-Dem country ID (A\*) (country\_id)

*Question:* Unique country ID designated for each country.

*Responses:*

Numeric

*Notes:* A list of countries and their corresponding IDs used in the V-Dem dataset can be found in the country table in the codebook, as well as in the *V-Dem Country Coding Units* document.

*Data release:* 1.

#### 1.6.11 Country name abbreviation (A\*) (country\_text\_id)

*Question:* Abbreviated country names.

*Responses:*

Text

*Data release:* 1.

#### 1.6.12 Year (A\*) (year)

*Question:* Four-digit designation of the year for which an observation is given that ranges from the start to the end of the coding period.



*Responses:*

Numeric

*Notes:* This variable is included in the V-Dem Country Year as well as Country Date datasets.

*Data release:* 1.

#### **1.6.13 Start of coding period (A\*) (codingstart)**

*Question:* Year in which coding of the country in question starts.

*Clarification:* V-Dem country coding starts in 1789, or from when a country first enjoyed at least some degree of functional and/or formal sovereignty.

*Responses:*

Numeric

*Notes:* For detailed information, please see the *V-Dem Country Coding Units* document.

*Data release:* 1.

#### **1.6.14 Gap in coding period starts (A\*) (gapstart)**

*Question:* The starting year in which country in question does not conform to V-Dem definition of an independent state in between the starting and ending year of coding.

*Clarification:* Year that indicates the gap start is the last date coded before the gap.

*Responses:*

Numeric

*Notes:* For more details about V-Dem country coding periods, please see the *V-Dem Country Coding Units* document.

*Data release:* 1.

#### **1.6.15 Gap in coding period ends (A\*) (gapend)**

*Question:* The ending year in which country in question does not conform to V-Dem definition of an independent state in between the starting and ending year of coding.

*Clarification:* Year that indicates the gap end is the last date coded after the gap.

*Responses:*

Numeric

*Notes:* For more details about V-Dem country coding periods, please see the *V-Dem Country Coding Units* document.

*Data release:* 1.

#### **1.6.16 End of coding period (A\*) (codingend)**

*Question:* Either a maximum year of country coding period or the year when the country ceased to exist because it lost functional or formal sovereignty.

*Responses:*

Numeric

*Notes:* For more details about V-Dem country coding periods, please see the *V-Dem Country Coding Units* document.

*Data release:* 1.

#### **1.6.17 V-Dem Project (A\*) (project)**

*Question:* Indication what project team has coded country in respective year.

*Responses:*

0: Contemporary.

1: Historical.

2: Both (overlap).

*Data release:* 1.

#### 1.6.18 COW Country Code (E) (COWcode)

*Question:* Correlates of War (COW) project country codes.

*Responses:*

Numeric

*Source(s):* Correlates of War Project (2017)

*Data release:* 1.

*Citation:* Correlates of War Project (2017)

#### 1.6.19 Region (geographic) (E) (e\_regiongeo)

*Question:* In which geographic region is this country located?

*Clarification:* Regions are described based on geographic location.

*Responses:*

- 1: Western Europe
- 2: Northern Europe
- 3: Southern Europe
- 4: Eastern Europe
- 5: Northern Africa
- 6: Western Africa
- 7: Middle Africa
- 8: Eastern Africa
- 9: Southern Africa
- 10: Western Asia
- 11: Central Asia
- 12: East Asia
- 13: South-East Asia
- 14: South Asia
- 15: Oceania (including Australia and the Pacific)
- 16: North America
- 17: Central America
- 18: South America
- 19: Caribbean (including Belize, Cuba, Haiti, Dominican Republic and Guyana)

*Source(s):* United Nations Statistics Division (2013).

*Notes:* For the countries coded only in the historical project or for which the UN does not have the code, the region is coded by V-Dem Data Manager in accordance with the position of the neighboring countries.

*Data release:* 1.

*Citation:* United Nations Statistics Division (2013).

*Years:* 1789-2019

#### 1.6.20 Region (politico-geographic) (E) (e\_regionpol)

*Question:* In which politico-geographic region is this country located?

*Clarification:* This is a tenfold politico-geographic classification of world regions, based on a mixture of two considerations: geographical proximity (with Cyprus, German Democratic Republic, and Mongolia being recoded from original coding) and demarcation by area specialists having contributed to a regional understanding of democratization. The categories are as follow:

*Responses:*

- 1: Eastern Europe and post Soviet Union (including Central Asia, Mongolia, and German Democratic Republic)
- 2: Latin America (including Cuba, Haiti, and the Dominican Republic)
- 3: North Africa and the Middle East (including Israel and Turkey, but excluding Cyprus)
- 4: Sub-Saharan Africa
- 5: Western Europe and North America (including Australia, New Zealand, and Cyprus, but excluding German Democratic Republic)
- 6: East Asia (including Japan, excluding Mongolia)
- 7: South-East Asia

- 8: South Asia
- 9: The Pacific (excluding Australia and New Zealand)
- 10: The Caribbean (including Guyana and Suriname, but excluding Cuba, Haiti, and the Dominican Republic)

*Source(s)*: Quality of Government Standard Dataset (2019).

*Notes*: The values are filled backwards to the first year of coding.

*Data release*: 1.

*Citation*: Teorell *et al.* (2018).

*Years*: 1789-2019

#### 1.6.21 Region (politico-geographic 6-category) (E) (e\_regionpol\_6C)

*Question*: In which politico-geographic region is this country located?

*Clarification*: Regions are described as politico-geographic in the sense that they are based on geographical proximity as well as characteristics that contribute to regional understanding as identified by scholars in studies of democratization (e.g. post-Communist). This is a modification of *e\_regionpol* above.

*Responses*:

- 1: Eastern Europe and Central Asia (including Mongolia and German Democratic Republic)
- 2: Latin America and the Caribbean
- 3: The Middle East and Nother Africa (including Israel and Turkey, excluding Cyprus)
- 4: Sub-Saharan Africa
- 5: Western Europe and North America (including Cyprus, Australia and New Zealand, but excluding German Democratic Republic)
- 6: Asia and Pacific (excluding Australia and New Zealand; see 5)

*Source(s)*: Quality of Government Standard Dataset (2019).

*Notes*: The values are filled backwards to the first year of coding.

*Data release*: 1.

*Citation*: *V-Dem Codebook* (see suggested citation at the top of this document); Teorell *et al.* (2018).

*Years*: 1789-2019

#### 1.6.22 CHES Party Code (E) (CHES\_ID)

*Question*: Unique identifier for each party from Chapel Hill Expert Survey (CHES).

*Responses*:

Numeric

*Source(s)*: Bakker *et al.* (2015), Polk *et al.* (2017), Bakker *et al.* (2020)

*Data release*: 1.

*Citation*: Bakker *et al.* (2015), Polk *et al.* (2017), Bakker *et al.* (2020)

#### 1.6.23 GPS Party Code (E) (GPS\_ID)

*Question*: Unique numeric code for each party in the Global Party Survey (GPS) dataset.

*Responses*:

Numeric

*Source(s)*: Norris (2020)

*Data release*: 1.

*Citation*: Norris (2020)

## 2 Indices

### 2.1 Illiberalism (D) (v2xpa\_illiberal)

*Additional versions:* \*\_codelow, \*\_codehigh

*Question:* To what extent does the party show a lacking commitment to democratic norms prior to elections?

*Scale:* Interval, from low to high (0-1)

*Source(s):* v2paopresp v2paplur v2paminor v2paviol

*Data release:* 1.

*Aggregation:* The index is computed as a transformed weighted average of the input variables using the following formula:

$$v2xpa\_illiberal_i = 1 - \Phi \left( \frac{0.5 * v2paopresp_i + 2 * v2paplur_i + v2paminor_i + v2paviol_i}{4.5} \right),$$

where  $i$  indexes observations and  $\Phi$  is the standard normal cumulative density function.

For each observation, the posterior distribution of the index is obtained by computing the value of the index for each draw from the posterior distributions of  $v2paopresp_i$ ,  $v2paplur_i$ ,  $v2paminor_i$  and  $v2paviol_i$ , and then summarized.

### 2.2 Populism (D) (v2xpa\_popul)

*Additional versions:* \*\_codelow, \*\_codehigh

*Question:* To what extent do representatives of the party use populist rhetoric (narrowly defined)?

*Scale:* Interval, from low to high (0-1)

*Source(s):* v2paanteli v2papeople

*Data release:* 1.

*Aggregation:* The index is computed as the harmonic mean of rescaled and reversed v2paanteli\_osp and v2papeople\_osp, using the following formula:

$$v2xpa\_popul_i = \frac{2}{\frac{1}{x_i} + \frac{1}{y_i}},$$

where  $i$  indexes each observation,

$$x_i = 1 - \frac{1}{4} v2paanteli\_osp_i,$$

and

$$y_i = 1 - \frac{1}{4} v2papeople\_osp_i.$$

For each observation, the posterior distribution of the index is obtained by computing the value of the index for each draw from the posterior distributions of  $v2paanteli\_osp_i$  and  $v2papeople\_osp_i$ , and then summarized.

### 3 Indicators

#### Instructions to the coders (as shown in the surveys)

In this questionnaire, we ask you to assess the identity and organization of major political parties before a specific election. We provide you with a list of parties that reached more than 5% of the vote share at the election in question. If you have any comments to the pre-coded party data, please provide them in the comments field at the end of the Party Basics survey.

Please consider the policy positions and capacity of a party before the election in question. There are four exceptions to this rule:

1. ***Longstanding pre-electoral alliances:*** In some countries, political parties form a firm, longstanding pre-electoral alliance, which makes them difficult to disentangle (for example CDU and CSU in Germany). In this case, we show you the name of the longstanding alliance (e.g. “CDU/CSU” in Germany) and not that of the individual parties.

Code the most common practice among the major party/parties of the alliance.

Other alliances are loose, election-specific alliances. Here, we ask you to code the individual parties.

2. ***One-party regimes without elections:*** In some countries — in particularly communist countries — no elections are held, but one party is in charge of the regime. In these cases we ask you to assess the identity and organization of the party in regular intervals.
3. ***More than one lower chamber election per year:*** We show you the results of the last election in a year and ask you to assess the party characteristics relevant at this point in time.
4. ***No vote share data available:*** For some elections, no data on vote share is available. Here we show you the names of those parties that reached more than 5% of the seats in parliament.

#### 3.1 Party Basics

##### Instructions to the coders (as shown in the surveys)

On this page you see a table with political parties and years. The years are in almost all cases election years. Kindly consider the policy positions and capacity of a party before the election in question. The parties listed are the ones that reached more than 5% of the vote share at the election in question. If a party has not reached 5% of the vote share, you will not be able to code it. Comments to this pre-coded party data can be provided in the comments field at the end of the Party Basics survey. You can find more information in the coding tutorial.

##### 3.1.1 Seat share (A) (v2paseatshare)

*Question:* Seat share the party gained in the election to the lower chamber.

*Responses:*

Numeric

*Source(s):* Döring & Düpont (2020).

*Data release:* 1.

*Date specific:* Election-specific dates.

##### 3.1.2 Seat number (A) (v2panumbseat)

*Question:* Number of seats the party gained in the election to the lower chamber.

*Responses:*

Numeric

*Source(s):* Döring & Düpont (2020).

*Data release:* 1.

*Date specific:* Election-specific dates.

### 3.1.3 Seats total (A) (v2patotalseat)

*Question:* Total number of seats in the lower chamber.

*Responses:*

Numeric

*Source(s):* Döring & Düpont (2020).

*Data release:* 1.

*Date specific:* Election-specific dates.

### 3.1.4 Vote share (A) (v2pavote)

*Question:* Vote share the party gained in the election to the lower chamber.

*Responses:*

Numeric

*Source(s):* Döring & Düpont (2020).

*Data release:* 1.

*Date specific:* Election-specific dates.

### 3.1.5 Temporary pre-electoral alliance (A) (v2paallian)

*Question:* Was the party part of a temporary pre-electoral alliance in this national election or is the entity actually an alliance?

*Responses:*

0: No.

1: Yes, party was part of an alliance.

2: Yes, entity is an alliance of two or more parties.

*Source(s):* Döring & Düpont (2020).

*Data release:* 1.

*Date specific:* Election-specific dates.

### 3.1.6 Name of temporary pre-electoral alliance (A) (v2panaallian)

*Question:* If the party was part of a temporary pre-electoral temporary alliance, what was the name of that alliance?

*Responses:*

Text

*Data release:* 1.

*Date specific:* Election-specific dates.

*Cleaning:* Set to missing where v2paallian is 0.

### 3.1.7 Vote share of temporary pre-electoral alliance (A) (v2pavallian)

*Question:* If the party was part of a temporary pre-electoral temporary alliance, what was the vote share of the alliance?

*Responses:*

Numeric

*Data release:* 1.

*Date specific:* Election-specific dates.

*Cleaning:* Set to missing where v2paallian is 0.

### 3.1.8 Seats of temporary pre-electoral alliance (A) (v2panoallian)

*Question:* If the party was part of a temporary pre-electoral temporary alliance, how many seats did the alliance gain?

*Responses:*

Numeric

*Data release:* 1.

*Date specific:* Election-specific dates.

*Cleaning:* Set to missing where v2paallian is 0.

### 3.1.9 Party continuation (C) (v2paelcont)

*Additional versions:* \*\_nr

*Question:* Did the party participate in the previous election under its current name?

*Clarification:* This question concerns the election prior to the one you are coding. If you choose option 2, please provide the previous party name in the comments field.

*Responses:*

0: Yes, party participated in the previous election under the same name.

1: No, party did not participate in the previous election.

2: No, but the party participated in the previous election under a different name.

*Data release:* 1.

*Cross-coder aggregation:* Mode

*Date specific:* Election-specific dates.

### 3.1.10 Government support (C) (v2pagovsup)

*Additional versions:* \*\_nr

*Question:* Does this party support the government formed immediately after this election?

*Clarification:* This question refers to the initial support, by the party, of the first government formed based on this election. It does not include caretaker cabinets that are in office until the first cabinet forms.

*Responses:*

0: Yes, as senior partner. The Head of Government belongs to this party.

1: Yes, as junior partner. The Head of Government does not belong to this party, but one or more cabinet ministers do.

2: Yes, but the party is not officially represented in government.

3: No, party is in opposition to the government.

4: Not applicable. No government took office based on this election (yet).

*Notes:* For the USA, the values were adjusted so that in the years of midterm elections they correspond to the values of last regular elections. In 1980, the score for the Republican party was set to 0. These changes are effective in the Country-Party-Date/Year version of the dataset.

*Data release:* 1.

*Cross-coder aggregation:* Mode

*Date specific:* Election-specific dates.

### 3.1.11 Pariah party (C) (v2papariah)

*Additional versions:* \*\_osp, \*\_ord, \*\_codelow, \*\_codehigh, \*\_sd, \*\_mean, \*\_nr

*Question:* In the years before this election, to what extent have other parties distanced themselves from this party?

*Responses:*

0: Entirely. All other parties are unwilling to accept formal or informal parliamentary support from this party (e.g. joint legislative initiative; toleration).

1: To a great extent. One or more parties has accepted informal parliamentary support from this party (e.g. joint legislative initiative; toleration) or has signaled that it would be willing to do so. No party is willing to accept formal support from this party.

2: To some extent. One or more parties has accepted formal parliamentary support from this party (e.g. formed a coalition) or has signaled that it would be willing to do so. Most other parties are not willing to accept informal support from this party (e.g. joint legislative initiative; toleration).

3: Not at all. One or more parties has accepted formal parliamentary support from this party (e.g. coalition) or has signaled that it would be willing to do so. Most other parties are willing to accept informal support from this party (e.g. joint legislative initiative; toleration).

*Notes:* We show the following question for coding only for election years during which more than two parties won a substantial seat share (more than 5%) in the election.

*Data release:* 1.

*Cross-coder aggregation:* Bayesian item response theory measurement model (see *V-Dem Methodology*).

*Date specific:* Election-specific dates.



## 3.2 Party Identity

### Instructions to the coders (as shown in the surveys)

The questions in this section relate to the positions that a party expressed *before* the election through official communication, e.g. election manifesto, press releases, official speeches and media interviews. Some party identity issues are more relevant than others. Therefore, at the end of the questionnaire you will be able to indicate which three issues were *most* relevant for a party's mobilization strategy (salience).

#### 3.2.1 Anti-elitism (C) (v2paanteli)

*Additional versions:* \*\_osp, \*\_ord, \*\_codelow, \*\_codehigh, \*\_sd, \*\_mean, \*\_nr

*Question:* How important is anti-elite rhetoric for this party?

*Clarification:* Elites are relatively small groups that have a greater say in society than others, for instance due to their political power, wealth or societal standing. The specific groups considered to be the elite may vary by country and even from party to party within the same country as do the terms used to describe them. In some cases, “elites” can also refer to an international elite.

*Responses:*

- 0: Not at all important. The leadership of this party never makes statements against the elite.
- 1: Not important. The leadership of this party rarely makes statements against the elite.
- 2: Somewhat important. The leadership of this party sometimes makes statements against the elite.
- 3: Important. The leadership of this party often makes statements against the elite.
- 4: Very important. The leadership of this party makes statements against the elite whenever possible.

*Data release:* 1.

*Cross-coder aggregation:* Bayesian item response theory measurement model (see *V-Dem Methodology*).

*Date specific:* Election-specific dates.

#### 3.2.2 People-centrism (C) (v2papeople)

*Additional versions:* \*\_osp, \*\_ord, \*\_codelow, \*\_codehigh, \*\_sd, \*\_mean, \*\_nr

*Question:* Do leaders of this party glorify the ordinary people and identify themselves as part of them?

*Clarification:* Many parties and leaders make reference to the “people”, but only some party leaders describe the ordinary people specifically as a homogenous group and emphasize/claim that they are part of this group and represent it. This means that they do not acknowledge the existence of divergent interests and values in society, but rather suggest that the “people” have a unified political will which should guide all political action. Often this group is glorified and romanticized, describing an ideal-typical ordinary person/commoner, who embodies the national ideal.

*Responses:*

- 0: Never. The party leadership never glorifies and identifies with the ordinary people.
- 1: Usually not. The party leadership generally does not glorify and identify with the ordinary people.
- 2: About half of the time. The party leadership sometimes glorifies and identifies with the ordinary people.
- 3: Usually. The party leadership generally glorifies and identifies with the ordinary people, which they claim to represent.
- 4: Always. The party leadership always glorifies and identifies with the ordinary people, which they claim to represent.

*Data release:* 1.

*Cross-coder aggregation:* Bayesian item response theory measurement model (see *V-Dem Methodology*).

*Date specific:* Election-specific dates.

### 3.2.3 Political opponents (C) (v2paopresp)

*Additional versions:* \*\_osp, \*\_ord, \*\_codelow, \*\_codehigh, \*\_sd, \*\_mean, \*\_nr

*Question:* Prior to this election, have leaders of this party used severe personal attacks or tactics of demonization against their opponents?

*Clarification:* Severe personal attacks and demonization includes dehumanizing opponents or describing them as an existential threat or as subversive, criminal or foreign agents.

*Responses:*

0: Always. Party leaders always used severe personal attacks or tactics of demonization against their opponents

1: Usually. Party leaders usually used severe personal attacks or tactics of demonization against their opponents

2: About half of the time. Party leaders sometimes used severe personal attacks or tactics of demonization against their opponents.

3: Usually not. Party leaders usually did not use severe personal attacks or tactics of demonization against their opponents.

4: Never. Party leaders never used severe personal attacks or tactics of demonization against their opponents.

*Data release:* 1.

*Cross-coder aggregation:* Bayesian item response theory measurement model (see *V-Dem Methodology*).

*Date specific:* Election-specific dates.

*Cleaning:* Set to missing when there are more than two answers per coder for this question for a particular date, country, and party.

### 3.2.4 Political pluralism (C) (v2paplur)

*Additional versions:* \*\_osp, \*\_ord, \*\_codelow, \*\_codehigh, \*\_sd, \*\_mean, \*\_nr

*Question:* Prior to this election, to what extent was the leadership of this political party clearly committed to free and fair elections with multiple parties, freedom of speech, media, assembly and association?

*Clarification:* Party leaders show no commitment to such principles if they openly support an autocratic form of government without elections or freedom of speech, assembly and association (e.g. theocracy; single-party rule; revolutionary regime). Party leaders show a full commitment to key democratic principles if they unambiguously support freedom of speech, media, assembly and association and pledge to accept defeat in free and fair elections.

*Responses:*

0: Not at all committed. The party leadership was not at all committed to free and fair, multi-party elections, freedom of speech, media, assembly and association.

1: Not committed. The party leadership was not committed to free and fair, multi-party elections, freedom of speech, media, assembly and association.

2: Weakly committed. The party leadership was weakly committed to free and fair, multi-party elections, freedom of speech, media, assembly and association.

3: Committed. The party leadership was committed to free and fair, multi-party elections, freedom of speech, media, assembly and association.

4: Fully committed. The party leadership was fully committed to free and fair, multi-party elections, freedom of speech, media, assembly and association.

*Data release:* 1.

*Cross-coder aggregation:* Bayesian item response theory measurement model (see *V-Dem Methodology*).

*Date specific:* Election-specific dates.

### 3.2.5 Minority rights (C) (v2paminor)

*Additional versions:* \*\_osp, \*\_ord, \*\_codelow, \*\_codehigh, \*\_sd, \*\_mean, \*\_nr

*Question:* According to the leadership of this party, how often should the will of the majority be implemented even if doing so would violate the rights of minorities?

*Clarification:* This concerns the rights enshrined in the Universal Declaration of Human Rights, which apply to everyone “without distinction of any kind, such as race, colour, sex, language, religion, political or other opinion, national or social origin, property, birth or other status.” The declaration protects - among others - freedom of speech, property, religion, peaceful assembly and association.

*Responses:*

- 0: Always. The leadership of this party argues that the will of the majority should always determine policy even if such policy violates minority rights.
- 1: Usually. The leadership of this party argues that the will of the majority should usually determine policy even if such policy violates minority rights.
- 2: Half of the time. The leadership of this party argues that the will of the majority should about half of the time determine policy even if such policy violate minority rights.
- 3: Usually not. The leadership of this party argues that the will of the majority should usually not determine policy if such policy violates minority rights.
- 4: Never. The leadership of this party argues that the will of the majority should never determine policy if such policy violates minority rights.

*Data release:* 1.

*Cross-coder aggregation:* Bayesian item response theory measurement model (see *V-Dem Methodology*).

*Date specific:* Election-specific dates.

### 3.2.6 Rejection of political violence (C) (v2paviol)

*Additional versions:* \*\_osp, \*\_ord, \*\_codelow, \*\_codehigh, \*\_sd, \*\_mean, \*\_nr

*Question:* To what extent does the leadership of this party explicitly discourage the use of violence against domestic political opponents?

*Clarification:* “Domestic political opponents” refers to all political opponents, with the exception of those who are engaged in an armed conflict with the state. They may be other political parties or other political groups and movements.

*Responses:*

- 0: Encourages. Leaders of this party often encourage the use of violence against domestic political opponents.
- 1: Sometimes encourages. Leaders of this party sometimes encourage the use of violence against domestic political opponents and generally refrain from discouraging it.
- 2: Discourages about half of the time. Leaders of this party occasionally discourage the use of violence against domestic political opponents, and do not encourage it.
- 3: Generally discourages. Leaders of this party often discourage the use of violence against its domestic political opponents.
- 4: Consistently discourages. Leaders of this party consistently reject the use of violence against its domestic political opponents.

*Data release:* 1.

*Cross-coder aggregation:* Bayesian item response theory measurement model (see *V-Dem Methodology*).

*Date specific:* Election-specific dates.

### 3.2.7 Immigration (C) (v2paimmig)

*Additional versions:* \*\_osp, \*\_ord, \*\_codelow, \*\_codehigh, \*\_sd, \*\_mean, \*\_nr

*Question:* What is the party’s position regarding immigration into the country?

*Clarification:* Immigration refers to individuals entering the country for an indefinite, long-term or permanent period of time.

*Responses:*

- 0: Strongly opposes. This party strongly opposes all or almost all forms of immigration into the country.
- 1: Opposes. This party opposes most forms of immigration into the country.
- 2: Ambiguous/No position. This party has no clear policy with regard to immigration into the country.

- 3: Supports. This party supports most forms of immigration into the country.
- 4: Strongly supports. This party strongly supports all or almost all forms of immigration into the country.

*Data release:* 1.

*Cross-coder aggregation:* Bayesian item response theory measurement model (see *V-Dem Methodology*).

*Date specific:* Election-specific dates.

### 3.2.8 LGBT social equality (C) (v2palgbt)

*Additional versions:* \*\_osp, \*\_ord, \*\_codelow, \*\_codehigh, \*\_sd, \*\_mean, \*\_nr

*Question:* What is this party's position toward social equality for the lesbian, gay, bisexual, and transgender (LGBT) community?

*Responses:*

- 0: Strongly opposes. This party is strongly opposed to LGBT social equality.
- 1: Opposes. This party is opposed to LGBT social equality.
- 2: Ambiguous/No position. This party has no clear policy with regard to LGBT social equality.
- 3: Supports. This party supports LGBT social equality.
- 4: Strongly supports. This party strongly supports LGBT social equality.

*Data release:* 1.

*Cross-coder aggregation:* Bayesian item response theory measurement model (see *V-Dem Methodology*).

*Date specific:* Election-specific dates.

### 3.2.9 Cultural superiority (C) (v2paculsup)

*Additional versions:* \*\_osp, \*\_ord, \*\_codelow, \*\_codehigh, \*\_sd, \*\_mean, \*\_nr

*Question:* To what extent does the party leadership promote the cultural superiority of a specific social group or the nation as a whole?

*Clarification:* This question refers to key non-economic cleavages in society, which could, for example, be based on caste, ethnicity, language, race, region, religion, or some combination thereof. This question further refers to cultural issues related to the national history and identity of a country. This question does not pertain to social groups based on gender or sexual orientation.

*Responses:*

- 0: Strongly promotes. The party strongly promotes the cultural superiority of a specific social group or the nation as a whole.
- 1: Promotes. The party promotes the cultural superiority of a specific social group or the nation as a whole.
- 2: Ambiguous. The party does not take a specific position on the cultural superiority of a specific social group or the nation as a whole.
- 3: Opposes. The party opposes the promotion of the cultural superiority of a specific social group or the nation as a whole.
- 4: Strongly opposes. The party strongly opposes the promotion of the cultural superiority of a specific social group or the nation as a whole.

*Data release:* 1.

*Cross-coder aggregation:* Bayesian item response theory measurement model (see *V-Dem Methodology*).

*Date specific:* Election-specific dates.

### 3.2.10 Religious principles (C) (v2parelig)

*Additional versions:* \*\_osp, \*\_ord, \*\_codelow, \*\_codehigh, \*\_sd, \*\_mean, \*\_nr

*Question:* To what extent does this party invoke God, religion, or sacred/religious texts to justify its positions?

*Responses:*

- 0: Always, or almost always. The party almost always invokes God, religion, or sacred/religious texts to justify its positions.

- 1: Often, but not always. The party often, but not always, invokes God, religion, or religious texts to justify its positions.
- 2: About half of the time. The party about half of the time invokes God, religion, or religious texts to justify its positions.
- 3: Rarely. The party rarely invokes God, religion, or religious texts to justify its positions.
- 4: Never. The party never invokes God, religion, or religious texts to justify its positions.

*Data release:* 1.

*Cross-coder aggregation:* Bayesian item response theory measurement model (see *V-Dem Methodology*).

*Date specific:* Election-specific dates.

### 3.2.11 Gender equality (C) (v2pagender)

*Additional versions:* \*\_osp, \*\_ord, \*\_codelow, \*\_codehigh, \*\_sd, \*\_mean, \*\_nr

*Question:* What is the share of women in national-level leadership positions of this political party?

*Clarification:* This question does NOT concern the share of women in the legislature.

*Responses:*

- 0: None.
- 1: Small minority (about 1-15%).
- 2: Medium minority (about 16-25%).
- 3: Large minority (about 26-39%).
- 4: Balanced (about 40% or more).

*Data release:* 1.

*Cross-coder aggregation:* Bayesian item response theory measurement model (see *V-Dem Methodology*).

*Date specific:* Election-specific dates.

### 3.2.12 Working women (C) (v2pawomlab)

*Additional versions:* \*\_osp, \*\_ord, \*\_codelow, \*\_codehigh, \*\_sd, \*\_mean, \*\_nr

*Question:* To what extent does this party support the equal participation of women in the labor market?

*Clarification:* Measures that support the equal participation of women in the labor market include - but are not limited to - legal provisions on equal treatment and pay, parental leave and financial support for child care.

*Responses:*

- 0: Strongly opposes. This party strongly opposes all or almost all types of measures that support the equal participation of women in the labor market.
- 1: Opposes. This party opposes most types of measures that support the equal participation of women in the labor market.
- 2: Ambiguous/No position. This party has no clear policy with regard to measures that support the equal participation of women in the labor market.
- 3: Supports. This party supports most types of measures that support the equal participation of women in the labor market.
- 4: Strongly supports. This party strongly supports all or almost all types of measures that support the equal participation of women in the labor market.

*Data release:* 1.

*Cross-coder aggregation:* Bayesian item response theory measurement model (see *V-Dem Methodology*).

*Date specific:* Election-specific dates.

### 3.2.13 Economic left-right scale (C) (v2pariglef)

*Additional versions:* \*\_osp, \*\_ord, \*\_codelow, \*\_codehigh, \*\_sd, \*\_mean, \*\_nr

*Question:* Please locate the party in terms of its overall ideological stance on economic issues.

*Clarification:* Parties on the economic left want government to play an active role in the economy. This includes higher taxes, more regulation and government spending and a more generous

welfare state. Parties on the economic right emphasize a reduced economic role for government: privatization, lower taxes, less regulation, less government spending, and a leaner welfare state.

*Responses:*

- 0: Far-left.
- 1: Left.
- 2: Center-left.
- 3: Center.
- 4: Center-right.
- 5: Right.
- 6: Far-right.

*Data release:* 1.

*Cross-coder aggregation:* Bayesian item response theory measurement model (see *V-Dem Methodology*).

*Date specific:* Election-specific dates.

### 3.2.14 Welfare (C) (v2pawelf)

*Additional versions:* \*\_osp, \*\_ord, \*\_codelow, \*\_codehigh, \*\_sd, \*\_mean, \*\_nr

*Question:* To what extent does the party promote means-tested or universalistic welfare policies?

*Responses:*

- 0: The party does not support either type of policies and opposes any public welfare policy.
- 1: The party solely promotes means-tested welfare policies.
- 2: The party mainly promotes means-tested policies, but a significant portion (e.g. 1/4 or 1/3) is universalistic and potentially benefits everyone in the population.
- 3: The party roughly equally supports means-tested and universalistic welfare policies.
- 4: The party mainly promotes universalistic policies, but a significant portion (e.g. 1/4 or 1/3) of its policies are means-tested.
- 5: The party solely promotes universalistic welfare policies for all groups of the society.

*Data release:* 1.

*Cross-coder aggregation:* Bayesian item response theory measurement model (see *V-Dem Methodology*).

*Date specific:* Election-specific dates.

### 3.2.15 Clientelism (C) (v2paclient)

*Additional versions:* \*\_osp, \*\_ord, \*\_codelow, \*\_codehigh, \*\_sd, \*\_mean, \*\_nr

*Question:* To what extent do the party and its candidates provide targeted and excludable (clientelistic) goods and benefits - such as consumer goods, cash or preferential access to government services - in an effort to keep and gain votes?

*Clarification:* In some cases, parties and their candidates deliver targeted and excludable goods and benefits directly to individual voters with the explicit intention to keep or gain votes. In other cases, they rely on brokers or companies as intermediaries. In some countries, candidates promise procurement contracts or favorable regulatory decisions to companies in exchange for ensuring their workers vote for the party/candidate. Such efforts count as an instance of clientelism, if they are clearly targeted at one specific company and excludable. On the other hand, handing out of small gifts can be common in some contexts without the intention to “buy votes” but rather as courtesy or part of what all candidates do (“entry ticket”). Such activities do not count as attempts to “keep or gain votes”.

*Responses:*

- 0: Not at all. The party and its candidates do not provide targeted goods and benefits in order to keep and gain votes.
- 1: A minor extent. The party and its candidates provide targeted goods and benefits to a minor extent in order to keep and gain votes.
- 2: A moderate extent. The party and its candidates provide targeted goods and benefits to a moderate extent in order to keep and gain votes.
- 3: A large extent. The party and its candidates provide targeted goods and benefits to a sizeable extent in order to keep and gain votes.

4: As its main effort. The party and its candidates provide targeted goods and benefits to the extent that it constitutes the party's main effort in order to keep and gain votes.

*Data release:* 1.

*Cross-coder aggregation:* Bayesian item response theory measurement model (see *V-Dem Methodology*).

*Date specific:* Election-specific dates.

### 3.2.16 Salience and mobilization (C) (v2pasalie)

*Additional versions:* \*\_nr

*Question:* Which of the following issues are most relevant for the party's effort to gain and keep voters?

*Clarification:* Choose only the key issue(s). Though you may choose up to three issues, if only one issue is most relevant, choose only that issue. Most of these issues have been covered in this survey; if you need additional clarification as to what a category represents, you can return to the relevant question.

*Responses:*

- 0: Anti-elitism. (0=No, 1=Yes) [v2pasalie\_0]
- 1: People-centrism. (0=No, 1=Yes) [v2pasalie\_1]
- 2: Political pluralism (pro or contra). (0=No, 1=Yes) [v2pasalie\_2]
- 3: Minority rights (pro or contra). (0=No, 1=Yes) [v2pasalie\_3]
- 4: Immigration (pro or contra). (0=No, 1=Yes) [v2pasalie\_4]
- 5: LGBT social equality (pro or contra). (0=No, 1=Yes) [v2pasalie\_5]
- 6: Cultural superiority (pro or contra). (0=No, 1=Yes) [v2pasalie\_6]
- 7: Religious principles (pro or contra). (0=No, 1=Yes) [v2pasalie\_7]
- 8: Gender equality (pro or contra). (0=No, 1=Yes) [v2pasalie\_8]
- 9: Welfare. (0=No, 1=Yes) [v2pasalie\_9]
- 10: Economic issues (including infrastructure and taxes). (0=No, 1=Yes) [v2pasalie\_10]
- 11: Clientelism in order to keep or gain votes (the distribution of targeted and excludable benefits towards supporters). (0=No, 1=Yes) [v2pasalie\_11]
- 12: Environmental protection. (0=No, 1=Yes) [v2pasalie\_12]
- 13: Farmers' issues. (0=No, 1=Yes) [v2pasalie\_13]
- 14: The leader. (0=No, 1=Yes) [v2pasalie\_14]
- 15: Anti-corruption. (0=No, 1=Yes) [v2pasalie\_15]
- 16: Intimidation/violence. (0=No, 1=Yes) [v2pasalie\_16]
- 17: Other. (0=No, 1=Yes) [v2pasalie\_17]

*Data release:* 1.

*Cross-coder aggregation:* Mean

*Date specific:* Election-specific dates.

### 3.2.17 Other salient issues (C) (v2paaspoth)

*Question:* Which other issues are most relevant for the party's mobilization strategy, if any?

*Responses:*

Text

*Data release:* 1. Available upon request, subject to review and approval

*Date specific:* Election-specific dates.



### 3.3 Party Organisation

#### Instructions to the coders (as shown in the surveys)

If the “party” you are asked to code is actually an alliance of several parties, code the most common practice among the major party/parties of the alliance.

##### 3.3.1 Party support group (C) (v2pagroup)

*Additional versions:* \*\_nr

*Question:* To which particular group in society does the core membership and supporters of this party belong?

*Clarification:* Choose only the key groups. Though you may choose up to three groups, if only one group is most relevant, please only choose that group.

*Responses:*

- 0: No specific, clearly identifiable group. (0=No, 1=Yes) [v2pagroup\_0]
- 1: The aristocracy, including high status hereditary social groups and castes. (0=No, 1=Yes) [v2pagroup\_1]
- 2: Agrarian elites, including rich peasants and large landholders. (0=No, 1=Yes) [v2pagroup\_2]
- 3: Business elites. (0=No, 1=Yes) [v2pagroup\_3]
- 4: The military. (0=No, 1=Yes) [v2pagroup\_4]
- 5: An ethnic or racial group(s). (0=No, 1=Yes) [v2pagroup\_5]
- 6: A religious group(s). (0=No, 1=Yes) [v2pagroup\_6]
- 7: Local elites, including customary chiefs. (0=No, 1=Yes) [v2pagroup\_7]
- 8: Urban working classes, including labor unions. (0=No, 1=Yes) [v2pagroup\_8]
- 9: Urban middle classes. (0=No, 1=Yes) [v2pagroup\_9]
- 10: Rural working classes (e.g. peasants). (0=No, 1=Yes) [v2pagroup\_10]
- 11: Rural middle classes (e.g., family farmers). (0=No, 1=Yes) [v2pagroup\_11]
- 12: Regional groups or separatists. (0=No, 1=Yes) [v2pagroup\_12]
- 13: Women. (0=No, 1=Yes) [v2pagroup\_13]
- 14: Other specific groups. (0=No, 1=Yes) [v2pagroup\_14]

*Data release:* 1.

*Cross-coder aggregation:* Mean

*Date specific:* Election-specific dates.

##### 3.3.2 Party support group name (C) (v2paothgr)

*Question:* If you selected “other” on the prior question, what are the two most relevant groups in society that the core membership and supporters of this party identify with?

*Responses:*

Text

*Data release:* 1. Available upon request, subject to review and approval

*Date specific:* Election-specific dates.

*Cleaning:* Set to missing when v2pagroup is not 14.

##### 3.3.3 Local party office (C) (v2palocoff)

*Additional versions:* \*\_osp, \*\_ord, \*\_codelow, \*\_codehigh, \*\_sd, \*\_mean, \*\_nr

*Question:* Does this party maintain permanent offices that operate outside of election campaigns at the local or municipal-level?

*Clarification:* By “local or municipal” we mean low level administrative divisions that are ranked below regions, provinces, or states. We refer to offices that ensure professional personal and continued interaction of the party with citizens. Permanent offices operate outside of election campaigns.

*Responses:*

- 0: The party does not have permanent local offices.
- 1: The party has permanent local offices in few municipalities.



- 2: The party has permanent local offices in some municipalities.
- 3: The party has permanent local offices in most municipalities.
- 4: The party has permanent local offices in all or almost all municipalities.

*Data release:* 1.

*Cross-coder aggregation:* Bayesian item response theory measurement model (see *V-Dem Methodology*).

*Date specific:* Election-specific dates.

### 3.3.4 Local organizational strength (C) (v2paactcom)

*Additional versions:* \*\_osp, \*\_ord, \*\_codelow, \*\_codehigh, \*\_sd, \*\_mean, \*\_nr

*Question:* To what degree are party activists and personnel permanently active in local communities?

*Clarification:* Please consider the degree to which party activists and personnel are active both during election and non-election periods. Party personnel refers to paid staff.

*Responses:*

- 0: There is negligible permanent presence of party activists and personnel in local communities.
- 1: There is minor permanent presence of party activists and personnel in local communities.
- 2: There is noticeable permanent presence of party activists and personnel in local communities.
- 3: There is significant permanent presence of party activists and personnel in local communities.
- 4: There is widespread permanent presence of party activists and personnel in local communities.

*Data release:* 1.

*Cross-coder aggregation:* Bayesian item response theory measurement model (see *V-Dem Methodology*).

*Date specific:* Election-specific dates.

### 3.3.5 Affiliate organizations (C) (v2pasocitie)

*Additional versions:* \*\_osp, \*\_ord, \*\_codelow, \*\_codehigh, \*\_sd, \*\_mean, \*\_nr

*Question:* To what extent does this party maintain ties to prominent social organizations?

*Clarification:* When evaluating the strength of ties between the party and social organizations please consider the degree to which social organizations contribute to party operations by providing material and personnel resources, propagating the party's message to its members and beyond, as well as by directly participating in the party's electoral campaign and/or mobilization efforts. Social organizations include: Religious organizations (e.g. churches, sects, charities), trade unions/syndical organizations or cooperatives, cultural and social associations (e.g. sports clubs, neighborhood associations), political associations (e.g. environmental protection) and professional and business associations. Social organizations do not include paramilitary units or militias.

*Responses:*

- 0: The party does not maintain ties to any prominent social organization.
- 1: The party maintains weak ties to prominent social organizations.
- 2: The party maintains moderate ties to prominent social organizations.
- 3: The party maintains strong ties to prominent social organizations.
- 4: The party controls prominent social organizations.

*Data release:* 1.

*Cross-coder aggregation:* Bayesian item response theory measurement model (see *V-Dem Methodology*).

*Date specific:* Election-specific dates.

### 3.3.6 Candidate nomination (C) (v2panom)

*Additional versions:* \*\_osp, \*\_ord, \*\_codelow, \*\_codehigh, \*\_sd, \*\_mean, \*\_nr

*Question:* Which of the following options best describes the process by which the party decides on candidates for the national legislative elections?

*Clarification:* If nomination procedures vary across constituencies consider the most common practice.

*Responses:*

- 0: The party leader unilaterally decides on which candidates will run for the party in national legislative elections.
- 1: The national party leadership (i.e. an executive committee) collectively decides which candidates will run for the party in national legislative elections.
- 2: Delegates of local/regional organizations decide which candidates will run for the party in national legislative elections.
- 3: All party members decide on which candidates will run for the party in national legislative elections in primaries/caucuses.
- 4: All registered voters decide on which candidates will run for the party in national legislative elections in primaries/caucuses.

*Data release:* 1.

*Cross-coder aggregation:* Bayesian item response theory measurement model (see *V-Dem Methodology*).

*Date specific:* Election-specific dates.

### 3.3.7 Internal cohesion (C) (v2padisa)

*Additional versions:* \*\_osp, \*\_ord, \*\_codelow, \*\_codehigh, \*\_sd, \*\_mean, \*\_nr

*Question:* To what extent do the elites in this party display disagreement over party strategies?

*Clarification:* Party strategies include election campaign strategy, policy stance, distribution of party financial resources, cooperation with other parties (i.e. coalition formation), and the selection of legislative and presidential candidates as well as the party leader. Party elites are prominent and influential party members such as current and former ministers, members of parliament or the party leadership, regional and municipal leaders, and opinion leaders. They do not necessarily have to be the part of the official party leadership.

*Responses:*

- 0: Party elites display almost complete disagreement over party strategies and many party elites have left the party.
- 1: Party elites display a high level of visible disagreement over party strategies and some of them have left the party.
- 2: Party elites display some visible disagreement over party strategies, but none of them have left the party.
- 3: Party elites display negligible visible disagreement over party strategies.
- 4: Party elites display virtually no visible disagreement over party strategies.

*Data release:* 1.

*Cross-coder aggregation:* Bayesian item response theory measurement model (see *V-Dem Methodology*).

*Date specific:* Election-specific dates.

### 3.3.8 Personalization of party (C) (v2paidn)

*Additional versions:* \*\_osp, \*\_ord, \*\_codelow, \*\_codehigh, \*\_sd, \*\_mean, \*\_nr

*Question:* To what extent is this party a vehicle for the personal will and priorities of one individual leader?

*Responses:*

- 0: The party is not focused on the personal will and priorities of one individual leader.
- 1: The party is occasionally focused on the personal will and priorities of one individual party leader.
- 2: The party is somewhat focused on the personal will and priorities of one individual party leader.
- 3: The party is mainly focused on the personal will and priorities of one individual party leader.
- 4: The party is solely focused on the personal will and priorities of one individual party leader.

*Data release:* 1.

*Cross-coder aggregation:* Bayesian item response theory measurement model (see *V-Dem Methodology*).

*Date specific:* Election-specific dates.

### 3.3.9 Party resources (C) (v2pafunds)

*Additional versions:* \* \_\_nr

*Question:* What were the major sources of party funds for this election campaign?

*Clarification:* Choose up to three most important ones. If a main source of funding for this campaign comes from the party's assets such as properties and stocks, please code where these assets originally came from.

*Responses:*

- 0: Formal state subsidies for political parties. (0=No, 1=Yes) [v2pafunds\_0]
- 1: Large-scale donations from individuals. (0=No, 1=Yes) [v2pafunds\_1]
- 2: Large-scale donations from companies. (0=No, 1=Yes) [v2pafunds\_2]
- 3: Large-scale donations from civil society organizations (including trade unions). (0=No, 1=Yes) [v2pafunds\_3]
- 4: Membership fees and small-scale supporters' donations. (0=No, 1=Yes) [v2pafunds\_4]
- 5: Informal use of state resources as incumbent party. (0=No, 1=Yes) [v2pafunds\_5]
- 6: Funds of the party leader. (0=No, 1=Yes) [v2pafunds\_6]
- 7: Funds of candidates. (0=No, 1=Yes) [v2pafunds\_7]

*Data release:* 1.

*Cross-coder aggregation:* Mean

*Date specific:* Election-specific dates.

## 4 External Party-Level Data

### 4.1 Populism

#### 4.1.1 Salience of anti-establishment rhetoric (E) (ep\_antielite\_salience)

*Question:* What is the salience of anti-establishment and anti-elite rhetoric?

*Responses:*

Numeric

*Scale:* Interval, from “Not important at all” to “Extremely important” (0–10)

*Source(s):* Bakker *et al.* (2015), Polk *et al.* (2017), Bakker *et al.* (2020)

*Data release:* 1.

*Citation:* Bakker *et al.* (2015), Polk *et al.* (2017), Bakker *et al.* (2020)

#### 4.1.2 Salience of reducing political corruption (E) (ep\_corrupt\_salience)

*Question:* What is the salience of reducing political corruption?

*Responses:*

Numeric

*Scale:* Interval, from “Not important at all” to “Extremely important” (0–10)

*Source(s):* Bakker *et al.* (2015), Polk *et al.* (2017), Bakker *et al.* (2020)

*Data release:* 1.

*Citation:* Bakker *et al.* (2015), Polk *et al.* (2017), Bakker *et al.* (2020)

#### 4.1.3 Members vs. leadership party policy choices (E) (ep\_members\_vs\_leadership)

*Question:* What is the position on whether members/activists or leadership has control over party policy choices?

*Responses:*

Numeric

*Scale:* Interval, from “Members/activists have complete control over party policy choices” to “Leadership had complete control over party policy choices” (0–10).

*Source(s):* Bakker *et al.* (2015), Polk *et al.* (2017), Bakker *et al.* (2020)

*Data release:* 1.

*Citation:* Bakker *et al.* (2015), Polk *et al.* (2017), Bakker *et al.* (2020)

#### 4.1.4 Position on direct vs. representative democracy (E) (ep\_people\_vs\_elite)

*Question:* What is the position on direct vs. representative democracy?

*Clarification:* Some political parties take the position that “the people” should have the final say on the most important issues, for example, by voting directly in referendums. At the opposite pole are political parties that believe that elected representatives should make the most important political decisions.

*Responses:*

Numeric

*Scale:* Interval, from “Elected office holders should make the most important decisions” to “«The people», not politicians, should make the most important decisions” (0–10).

*Source(s):* Bakker *et al.* (2015), Polk *et al.* (2017), Bakker *et al.* (2020)

*Notes:* In CHES 2019 survey words “direct” and “representative democracy” are changed to “people” and “elected representatives” accordingly. For this codebook, the entry in CHES 2017 survey was used.

*Data release:* 1.

*Citation:* Bakker *et al.* (2015), Polk *et al.* (2017), Bakker *et al.* (2020)

#### 4.1.5 Populism type (E) (ep\_type\_populism)

*Question:* The Party Populism typology categorizes whether parties favor the use of pluralism or populist rhetoric categorized into four groups (V8\_Ord).

*Responses:*

- 1: Strongly Pluralist.
- 2: Moderately Pluralist.
- 3: Moderately Populist.
- 4: Strongly Populist.

*Scale:* Ordinal.

*Source(s):* Norris (2020)

*Data release:* 1.

*Citation:* Norris (2020)

#### 4.1.6 Populist values type (E) (ep\_type\_populist\_values)

*Question:* The Populist Values typology combines the categories of rhetoric (V8\_Bin) and the social values (B6\_Bin) for each party.

*Responses:*

- 1: Pluralist-Liberal.
- 2: Pluralist-Conservative.
- 3: Populist-Liberal.
- 4: Populist-Conservative.

*Scale:* Ordinal.

*Source(s):* Norris (2020)

*Data release:* 1.

*Citation:* Norris (2020)

#### 4.1.7 Populist rhetoric (E) (ep\_v8\_popul\_rhetoric)

*Question:* Where would you place each party on the following scale?

*Clarification:* Parties can also be classified by their current use of *populist* or *pluralist* rhetoric. *Populist* language typically challenges the legitimacy of established political institutions and emphasizes that the will of the people should prevail. By contrast, *pluralist* rhetoric rejects these ideas, believing that elected leaders should govern, constrained by minority rights, bargaining and compromise, as well as checks and balances on executive power.

*Responses:*

Numeric

*Scale:* Interval, from “Strongly favors pluralist rhetoric” to “Strongly favors populist rhetoric” (0–10).

*Source(s):* Norris (2020)

*Data release:* 1.

*Citation:* Norris (2020)

#### 4.1.8 Populist saliency (E) (ep\_v9\_popul\_saliency)

*Question:* And how *important* is populist rhetoric currently for each of the following parties? Where would you place each party on the following scale?

*Responses:*

Numeric

*Scale:* Interval, from “No importance” to “Great importance” (0–10).

*Source(s):* Norris (2020)

*Data release:* 1.

*Citation:* Norris (2020)

## 4.2 Liberal-Traditional Scaling

### 4.2.1 Position on democratic freedoms and rights (E) (ep\_galtan)

*Question:* What is the position of the party in a particular year in terms of their views on democratic freedoms and rights?

*Clarification:* “Libertarian” or “postmaterialist” parties favor expanded personal freedoms, for example, access to abortion, active euthanasia, same-sex marriage, or greater democratic participation. “Traditional” or “authoritarian” parties often reject these ideas; they value order, tradition, and stability, and believe that the government should be a firm moral authority on social and cultural issues.

*Responses:*

Numeric

*Scale:* Interval, from “Libertarian/Postmaterialist” to “Traditional/Authoritarian” (0–10).

*Source(s):* Bakker *et al.* (2015), Polk *et al.* (2017), Bakker *et al.* (2020)

*Notes:* In CHES 2019 survey words “democratic freedoms” and “rights” in the wording of the question are changed to “social” and “cultural values” accordingly. The formulation of the clarification section is also nonsignificantly different in comparison with CHES 1999-2017, which is used in this codebook.

*Data release:* 1.

*Citation:* Bakker *et al.* (2015), Polk *et al.* (2017), Bakker *et al.* (2020)

#### 4.2.2 Salience of libertarian or traditional issues (E) (ep\_galtan\_salience)

*Question:* What is the relative salience of libertarian/traditional issues in the party’s public stance in a particular year?

*Responses:*

Numeric

*Scale:* Interval, from “No importance” to “Great importance” (0–10).

*Source(s):* Bakker *et al.* (2015), Polk *et al.* (2017), Bakker *et al.* (2020)

*Data release:* 1.

*Citation:* Bakker *et al.* (2015), Polk *et al.* (2017), Bakker *et al.* (2020)

#### 4.2.3 Social Liberalism-Conservatism (E) (ep\_v6\_lib\_cons)

*Question:* Where would you place each party on the following scale?

*Clarification:* Parties can also be classified by their current social values. Those with *liberal* values favor expanded personal freedoms, for example, on abortion rights, same-sex marriage, and democratic participation. Those with *conservative* values reject these ideas in favor of order, tradition and stability, believing that government should be a firm moral authority on social and cultural issues.

*Responses:*

Numeric

*Scale:* Interval, from “Very liberal” to “Very conservative” (0–10).

*Source(s):* Norris (2020)

*Notes:* Only original score is included.

*Data release:* 1.

*Citation:* Norris (2020)

#### 4.2.4 Social values saliency (E) (ep\_v7\_lib\_cons\_saliency)

*Question:* And how *important* are liberal/conservative social values for each of the following parties? Where would you place each party on the following scale?

*Responses:*

Numeric

*Scale:* Interval, from “No importance” to “Great importance” (0–10).

*Source(s):* Norris (2020)

*Data release:* 1.

*Citation:* Norris (2020)

## 5 Bibliography

- Bakker, R., De Vries, C., Edwards, E., Hooghe, L., Jolly, S., Marks, G., Polk, J., Rovny, J., Steenbergen, M., & Vachudova, M. A. (2015). Measuring party positions in Europe: The Chapel Hill expert survey trend file, 1999–2014. *Party Politics*, 21(1), 143–152.
- Bakker, R., Hooghe, L., Marks, G., Polk, J., Rovny, J., Steenbergen, M., & Vachudova, M. A. (2020). 2019 Chapel Hill Expert Survey [Version 2019.1]. <https://www.chesdata.eu/2019-chapel-hill-expert-survey>
- Barbieri, Katherine and Keshk, Omar M. G. (2016). Correlates of War Project Trade Data Set Codebook [Version 4.0.]. <http://correlatesofwar.org>
- Coppedge, M., Gerring, J., Knutsen, C. H., Lindberg, S. I., Teorell, J., Altman, D., Bernhard, M., Fish, M. S., Glynn, A., Hicken, A., Lührmann, A., Marquardt, K. L., McMann, K., Paxton, P., Pemstein, D., Seim, B., Sigman, R., Skaaning, S.-E., Staton, J., ... Ziblatt, D. (2020). V-Dem [Country–Year/Country–Date] Dataset v10. <https://doi.org/10.23696/vdemds20>
- Coppedge, M., Gerring, M. J., Knutsen, C. H., Lindberg, S. I., Teorell, J., Marquardt, K. L., Medzihorsky, J., Pemstein, D., Alizada, N., Gastaldi, L., Hindle, G., von Römer, J., Tzelgov, E., Wang, Y.-t., & Wilson, S. (2020). V-Dem Methodology v10 [Varieties of Democracy (V-Dem) Project].
- Döring, H., & Düpont, N. (2020). Elections Global: Election results in 207 countries, 1880–2015 [Harvard Dataverse, V2]. <https://doi.org/10.7910/DVN/OGOURC>
- Döring, H., & Regel, S. (2019). Party facts: A database of political parties worldwide. *Party Politics*, 25(2), 97–109. <https://doi.org/10.1177/1354068818820671>
- Gunther, R., & Diamond, L. (2003). Species of political parties: A new typology. *Party politics*, 9(2), 167–199.
- Hooghe, L., Marks, G., & Wilson, C. J. (2002). Does left/right structure party positions on European integration? *Comparative Political Studies*, 35(8), 965–989.
- Janda, K. (1980). *Political Parties: A Cross-National survey*. New York: Free Press; London: Collier Macmillan.
- Kitchelt, H. (2014). Democratic Accountability and Linkage Project (DALP). <https://sites.duke.edu/democracylinkage/data/>
- Lührmann, A., Düpont, N., Higahijima, M., Kavasoglu, Y. B., Marquardt, K. L., Bernhard, M., Döring, H., Hicken, A., Laebens, M., Lindberg, S. I., Medzihorsky, J., Neundorf, A., Ruth-Lovell, S., Weghorst, K. R., Wiesehomeier, N., Wright, J., Reuter, O. J., Alizada, N., Bederke, P., ... Seim, B. (2020). V-Dem Party Coding Units V1. *Varieties of Democracy (V-Dem) Project*.
- Mair, P., & Katz, R. S. (1992). *Party Organizations: A Data Handbook on Party Organizations in Western Democracies, 1960–90*. Sage.
- Mudde, C., & Kaltwasser, C. R. (2013). Exclusionary vs. Inclusionary Populism: Comparing Contemporary Europe and Latin America. *Government and opposition*, 48(2), 147–174.
- Norris, P. (2020). Global Party Survey, 2019 [Harvard Dataverse, V3]. <https://doi.org/10.7910/DVN/WMGTNS>
- Norris, P., & Inglehart, R. (2019). *Cultural backlash: Trump, Brexit, and authoritarian populism*. Cambridge University Press.
- Pemstein, D., Marquardt, K. L., Tzelgov, E., Wang, Y.-t., Medzihorsky, J., Krusell, J., Miri, F., & von Römer, J. (2020). The V-Dem Measurement Model: Latent Variable Analysis for Cross-National and Cross-Temporal Expert-Coded Data [5th Edition]. *V-Dem Working Paper Series*, 2020(21). <https://doi.org/10.2139/ssrn.3395892>

- Poguntke, T., Scarrow, S. E., Webb, P. D., Allern, E. H., Aylott, N., Van Biezen, I., Calossi, E., Lobo, M. C., Cross, W. P., Deschouwer, K., Enyedi, Z., Fabre, E., Farrell, D. M., Gauja, A., Pizzimenti, E., Kopecký, P., Koole, R., Müller, W. C., Kosiara-Pedersen, K., ... Verge, T. (2016). Party rules, party resources and the politics of parliamentary democracies: How parties organize in the 21st century. *Party politics*, 22(6), 661–678.
- Polk, J., Rovny, J., Bakker, R., Edwards, E., Hooghe, L., Jolly, S., Koedam, J., Kostelka, F., Marks, G., Schumacher, G., Steenbergen, M., & Vachudova, M. A. (2017). Explaining the salience of anti-elitism and reducing political corruption for political parties in Europe with the Chapel Hill Expert Survey. *Research & Politics*, 1–9.
- Project Correlates of War. (2017). State System Membership List [v2016].
- Rooduijn, M. (2014). The Nucleus of Populism: In Search of the Lowest Common Denominator. *Government and Opposition*, 49(4), 573–599.
- Swedish National Infrastructure for Computing. (2020). Tetralith HPC Cluster [Project ID: SNIC 2019/3-516]. <https://www.snic.se/>
- Teorell, J., Dahlberg, S., Holmberg, S., Rothstein, B., Pachon, N. A., & Axelsson, S. (2020). The Quality of Government Standard Dataset [Version January, 2020]. *University of Gothenburg: The Quality of Government Institute*. <https://doi.org/10.18157/qogstdjan20>
- United Nations Statistics Division. (2013). Methodology. Retrieved March 15, 2018, from <https://unstats.un.org/unsd/methodology/m49/>
- Wiesehomeier, N. (2018). Expert surveys. In K. A. Hawkins, R. Carlin, L. Littvay, & C. R. Kaltwasser (Eds.). Routledge.
- Wiesehomeier, N., & Benoit, K. (2009). Presidents, Parties, and Policy Competition. *The Journal of Politics*, 71(4), 1435–1447.
- Wiesehomeier, N., Singer, M., & Ruth-Lovell, S. (2019). Political Representation, Executives, and Political Parties Survey: Data from Expert Surveys in 18 Latin American Countries, 2018–2019. PREPPS Latam V1 [Harvard Dataverse, V1]. <https://doi.org/10.7910/DVN/Z5DESA>



## A Glossary

**Party elites:** Party elites are prominent and influential party members such as current and former ministers, members of parliament or the party leadership, regional and municipal leaders, and opinion leaders. They do not necessarily have to be part of the official party leadership.

**Party leadership:** The leadership of a political party consists of the party's national elite (as distinct from the party base or local and regional party officials) such as the party chair, the party presidium or executive committee, the leadership of the parliamentary caucus or candidates for the chief executive of a country (president/prime minister).

**Political party:** An organization that nominates candidates for public office. The term includes a longstanding coalition such as the CDU/CSU in Germany if that coalition functions in most respects like a single party. Sometimes, the identity of a party is obscured by name changes. However, if the party changes names but retains key personnel and is still run by and for the same constituencies then it should be considered the same organization.

**Pre-electoral alliance:** There are three types of pre-electoral alliances between independent parties: (1) longstanding alliances, (2) temporary alliances, and (3) loose alliances.

1. *Longstanding alliances* are united for more than one election and the election results are reported only or mainly jointly for the parties included in those alliances. Thus, they are difficult to disaggregate. We treat the alliance "as-if" it was a party and report it as a party in our data set. Examples include the CDU/CSU in Germany.
2. *Temporary alliances* are formed typically for one election only and it is possible to obtain the names of the parties included. Here we treat the parties as individual entities and create additional variables that indicate if the party in question was part of such a temporary alliance and what the alliances' name, seats and vote share were.
3. *Loose alliances* might persist for several electoral cycles, but the election results are always available for the individual parties and also most commonly reported that way. An example includes the Alliance in Sweden. We do not capture loose alliances in our data set.

## B Comments Section

Coders are provided with the possibility to leave comments in the end of the surveys. This section lists how the request for comments were phrased in each survey. Comments made by coders are not included in the V-Dem Dataset but may be provided on request (subject to review and ethics approval).

### B.1 Comments on A-data for the Party Survey (A) (v2padatacom)

*Question:* Comments on the party data

*Clarification:* This variable gives additional information on the A-data on political parties when needed.

*Responses:*

Text

*Data release:* 1. Available upon request, subject to review and approval

*Date specific:* Election-specific dates.

### B.2 Party Basics Comments (C) (v2paccpar)

*Question:* Add here any comments you have about any of the previous questions on party basics in particular on the accuracy of the pre-coded data on political parties.

*Responses:*

Text

*Notes:* Please, do not include any personal identifiable information (PII) — information which can identify who you are.

*Data release:* 1. Available upon request, subject to review and approval

*Date specific:* Election-specific dates.